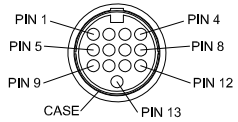


VIEW A



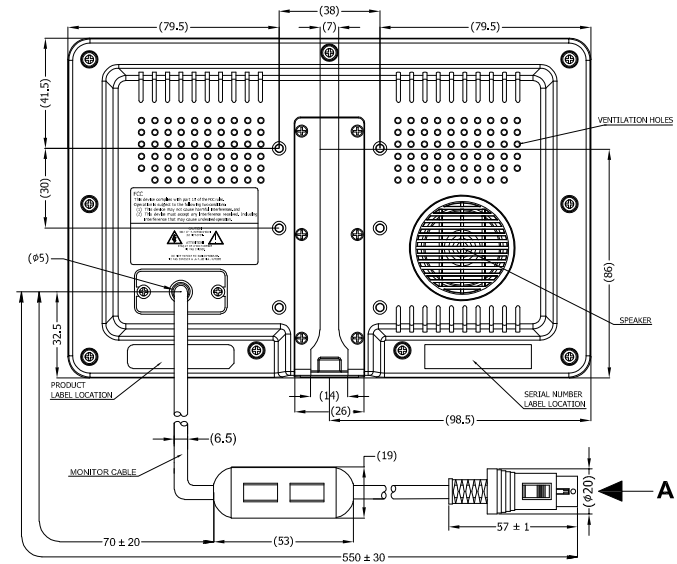
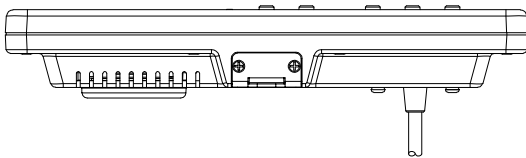
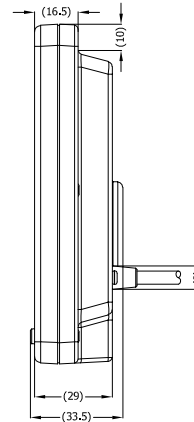
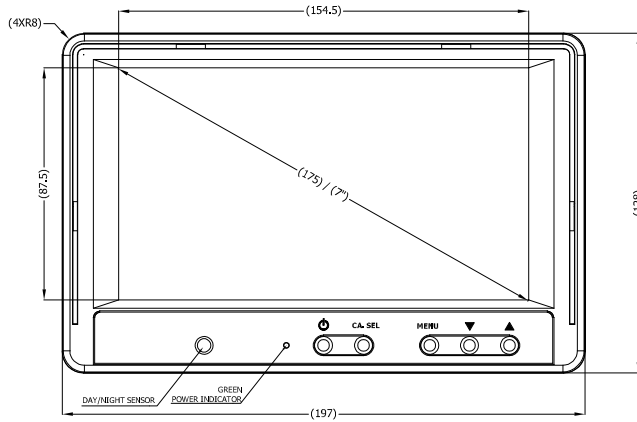
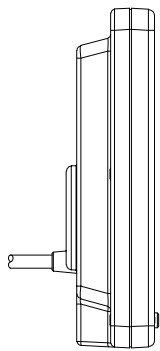
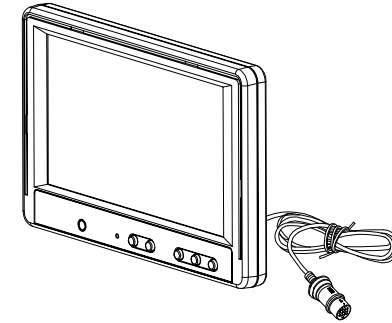
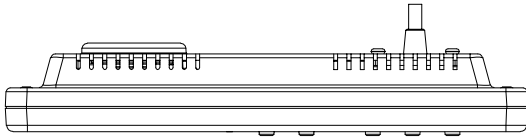
13 PIN FEMALE MATING FACE

PIN #	WIRE COLOUR	DESCRIPTION
1	THIN PINK	CAM 2 VIDEO
2	THIN SKY BLUE	CAM 2 +12V OUT
3	THIN BROWN	CAM 1 TRIGGER
4	THIN ORANGE	CAM 2 AUDIO
5	THIN YELLOW	CAM 1 VIDEO
6	THIN VIOLET	CAM 1 +12V OUT
7	THIN BLUE	CAM 2 TRIGGER
8	THIN GREEN	CAM 1 AUDIO
9	THIN GREY	CAM 2 ADD. FUNC.
10	LIGHT GREEN	CAM 1 ADD. FUNC.
11	WHITE	GND (SHIELD)
12	BLACK	GND (SHIELD)
13	THICK RED	+12VAV
CASE	SHIELD	GND (SHIELD)

CHANGES FROM BASE PRODUCT BE-870LM-M (3142B) TO BE-870LM-M(NPL) (6002)

- CHANGE:**
1. WHITE SILKSCREEN BRIGADE LOGO REMOVED.
 2. BE-870LM-M PD-LBL REPLACED WITH BE-870LM-M(NPL) PD-LBL.
 3. FIRMWARE VERSION CHANGED FROM "7WEDSB_BG_V2.1.0" TO "ECL-7WEDSB4_NPL_V2.1.0"
- OPERATION:**
1. BRIGADE LOGO REMOVED FROM SPLASH SCREEN.

Revision Notes.				
-				
APA: -	Drawn:-	Checked:-	Approved:-	Date:-



- NOTES:**
1. MATERIAL: ABS PLASTIC.
 2. FINISH: DARK GREY SPRAY.
 3. REFER TO PRODUCT SPECIFICATIONS FOR MORE DETAILS.
 4. THE FONT APPLIED TO THE BUTTONS MUST BE ARIAL FONT AND SIZE 7PT.
 5. FIRMWARE VERSION "ECL-7WEDSB4_NPL_V2.1.0" TO BE PRELOADED TO THE MONITOR DURING MANUFACTURE.
 6. FERRITE SPECIFICATION: 186Ω @25MHz, 407Ω @100MHz, 575Ω @300MHz.
 7. FOR PRODUCT LABEL AND PACKAGING DETAILS REFER TO MASTER BOM.

PROPRIETARY NOTICE
 THIS DESIGN AND TECHNICAL INFORMATION APPEARING ON THIS DRAWING IS THE PROPERTY OF BRIGADE ELECTRONICS, AND IS DISCLOSED IN CONFIDENCE. IT IS NOT TO BE COPIED, REPRODUCED, REVEALED TO OR EXPROPRIATED BY OTHERS, EITHER IN WHOLE OR IN PART WITHOUT THE EXPRESS WRITTEN CONSENT OF BRIGADE ELECTRONICS.

BRIGADE[®]
 www.brigade-electronics.com

Assembly Pl Approval T. CHOI	Approved by B. CHILDS	Checked by J. TYRRELL	Drawn by A. FOSTER
Angle of Projection Third Angle	Units mm	Scale N/A	Released 18/12/19
Status RELEASED	BE-870LM-M(NPL)		
Part No 6002	BE-004272-00-19		